



## **First-Destination Graduate Report 2023-2024**

**Steven Bohlman**

Graduate Assistant, Retention & Student Success

**Adrienne Mellott**

Assistant Vice President of Academic Operations

## **Keystone Promise**

A pledge to every undergraduate Keystone College student that within six months of graduating from Keystone College they will have received at least one job offer or have been accepted into a transfer or graduate program.

### **This Report Measures Graduates Who**

- Secured full-time professional employment
- Secured part-time professional employment
- Were accepted into a graduate/transfer program
- Achieved another career goal
  - Those graduates were not seeking professional employment or acceptance into a graduate/transfer program
  - Another career goal may include entering the military, volunteering, taking time off for family/personal reasons
- Did not successfully secure professional employment or get accepted into a graduate/transfer program

## **Methodology**

Students who graduated in AY 2023 – 2024 (September, January, and May) were surveyed regarding their post-graduation outcomes via the First-Destination Survey developed by Institutional Research.

The survey launched on March 25, 2024, before Grad Finale in April 2024.

Students were encouraged to complete the survey before attending Grad Finale and instructed to update it as necessary (as their outcomes changed).

Follow-up emails were sent regularly to individuals to capture updated outcomes.

The survey closed on November 15, 2024.

**Overall Response Rate 70.4%**

## Class Profile

Number of graduates (potential responses): 274

Number of survey responses: 193(70.4%)

### Associate's Degree

Number of graduates: 29

Number of survey responses: 17(58.6%)

### Bachelor's Degree

Number of graduates: 195

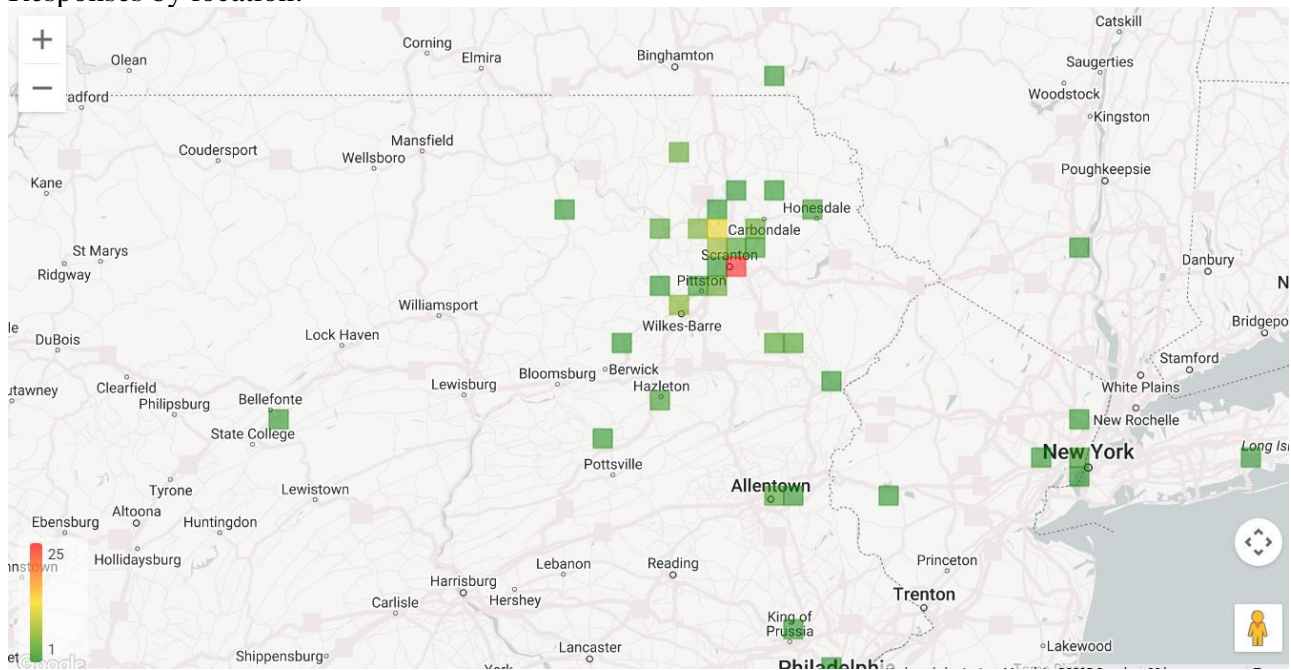
Number of survey responses: 149 (76.4%)

### Master's Degree

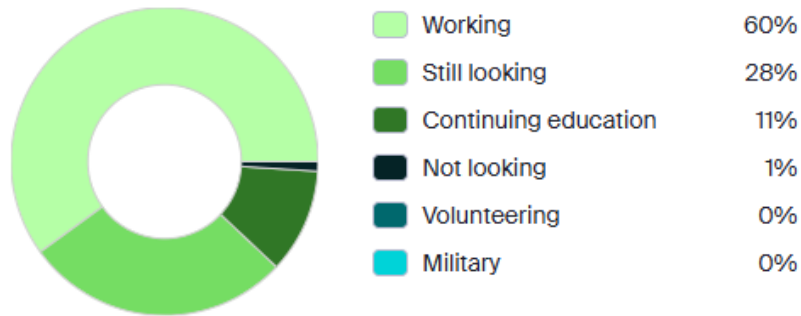
Number of graduates: 50

Number of survey responses: 27(54%)

## Responses by location:



## Overall Outcomes

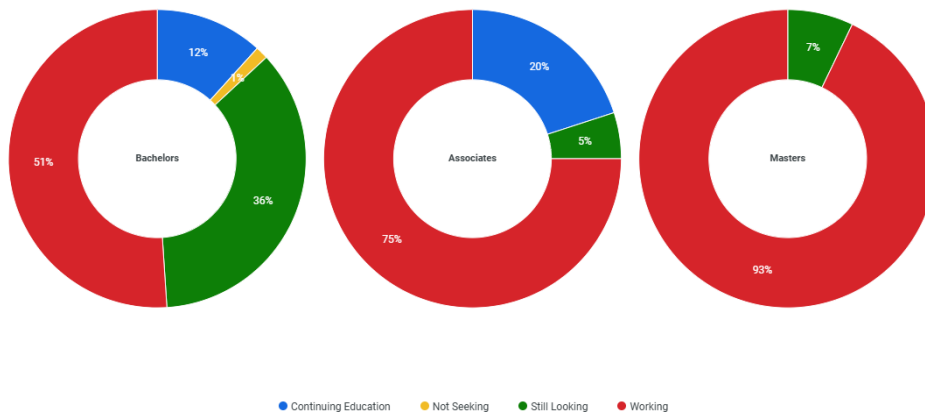


71% of the students who completed the First-Destination survey indicated that they secured professional full-time or part-time employment, were accepted into a graduate/transfer program, or achieved another career goal by the time they completed the survey.

Professional Employment: 60%  
Continuing Education: 11%

Average hourly annual salary: \$36,208  
Average annual salary: \$52,699

## Outcomes by Degree Type



### Associate's Degree Graduates:

95% of the students who graduated with an associate's degree and completed the First-Destination survey indicated that they secured professional full-time or part-time employment or were continuing their education.

### Bachelor's Degree Graduates:

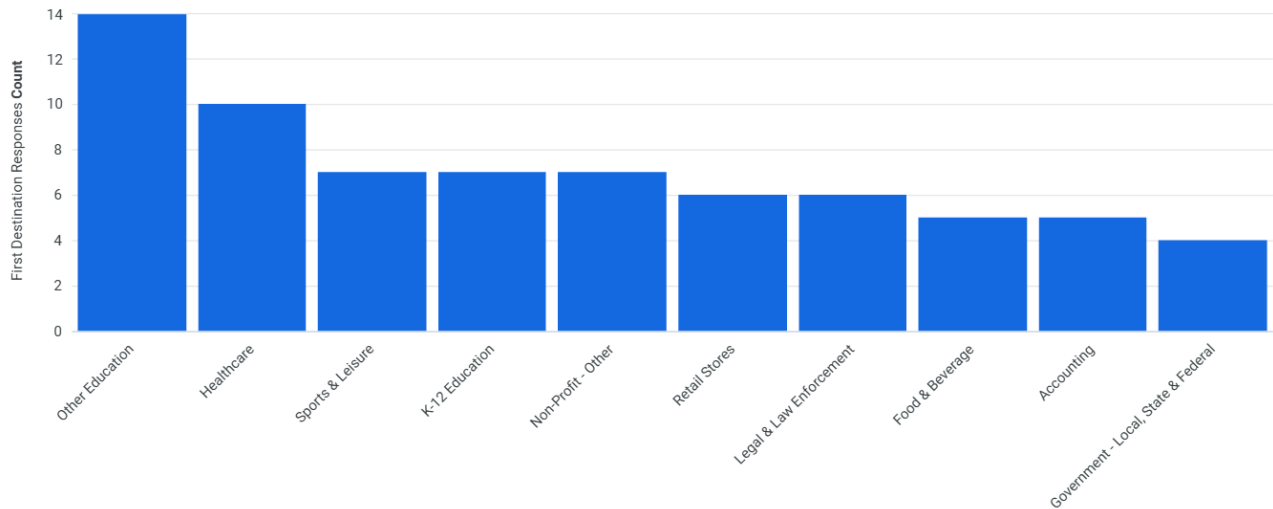
63% of the students who graduated with a bachelor's degree and completed the First-Destination

survey indicated that they secured professional full-time or part-time employment or were continuing their education.

### Master's Degree Graduates

93% of the students who graduated with a master's degree and completed the First-Destination survey indicated that they secured professional full-time or part-time employment.

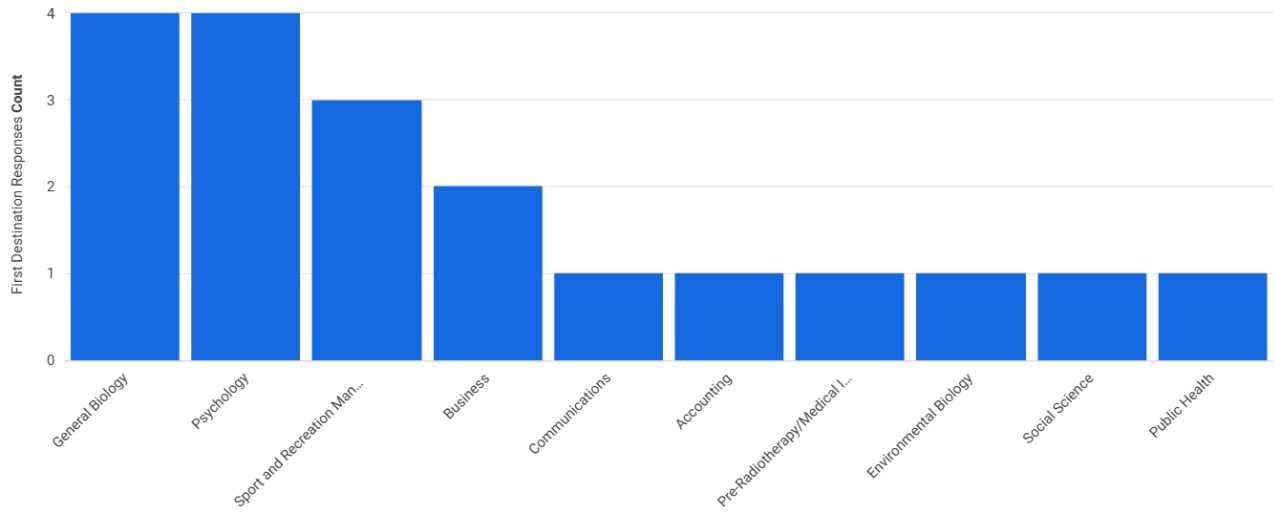
### Top 10 Working Responses by Industry



### Working Response Employers



## Top 10 Continuing Education Responses by Major



## Continuing Education Institutions

The majority of students who indicated their intent to continue their educational journey noted that they were continuing at Keystone College (11). While students expressed interest in continuing their studies at other institutions, no other institution was noted more than once.